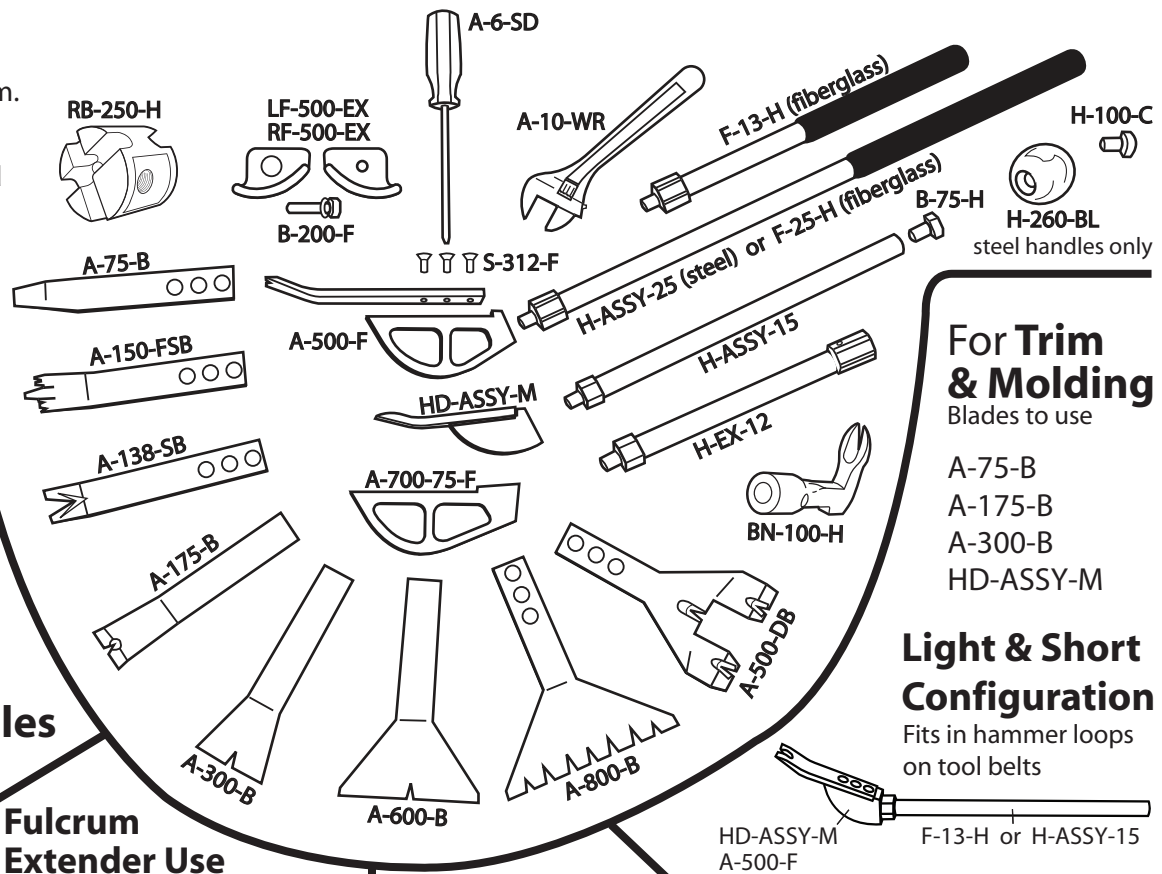


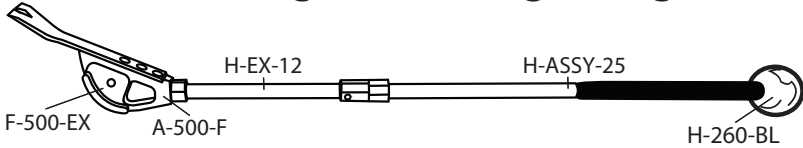
# SUGGESTED USES

There are many different possible combinations for this pry bar system. These are a few recommended combinations for specific uses.

We recommend trying different combinations of blades, fulcrums and handles to see what works best for any situation.



## General Flooring and Roofing Configuration



### For Wood Flooring

Blades to use  
A-175-B  
A-300-B  
HD-ASSY-M

### For Roofing

Blades to use	Handles
A-300-B	H-ASSY-25
A-600-B	FG-25-H
A-800-B	

### For Scraping

Blades to use  
A-300-B  
A-600-B

### For Subfloors

Blades to use  
A-300-B  
A-600-B  
A-800-B


### For Tile

Blades to use  
A-175-B  
A-300-B  
A-600-B

### For Carpet, Staples and Tack Strips

Blades to use  
A-300-B

### Fulcrum Extender Use



- Flooring
- Roofing
- Decking
- Sheetrock
- Moldings

### For Trim & Molding

Blades to use  
A-75-B  
A-175-B  
A-300-B  
HD-ASSY-M

### Light & Short Configuration

Fits in hammer loops on tool belts

HD-ASSY-M  
A-500-F  
F-13-H or H-ASSY-15

## General Prying



### For Cabinets

Blades to use  
A-175-B  
A-300-B

### For Tubs

Blades to use  
A-300-B  
A-600-B

### For Studs

Blades to use  
A-500-DB

### For Furniture & Appliances

Blades to use  
A-300-B A-600-B

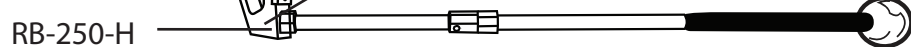
### For Siding and Overhead Prying

Blades to use	Handles to use
A-600-B	A-175-B
HD-ASSY-M	F-25-H
	A-300-B

### For Nails & Staples and Spikes

Blades to use  
A-175-B  
A-150-FSB  
HD-ASSY-M  
A-138-SB  
BN-100-H

### For Rebar



### For Decking

For decking removal use General Flooring Configuration with

A-700-75-F A-500-F

### For Broken Concrete

Fulcrum to use	Blades to use
A-700-75-F	A-138-SB
	A-75-B

### For Sheetrock Lathe and Plaster

Blades	Fulcrum	Handles
A-300-B	A-600-B	A-700-75-F
A-500-DB	A-138-SB	FG-25-H
		A-500-F